



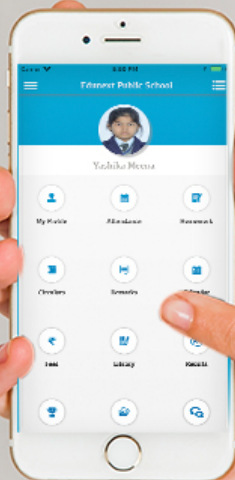
Amrit Public School
Nasopur

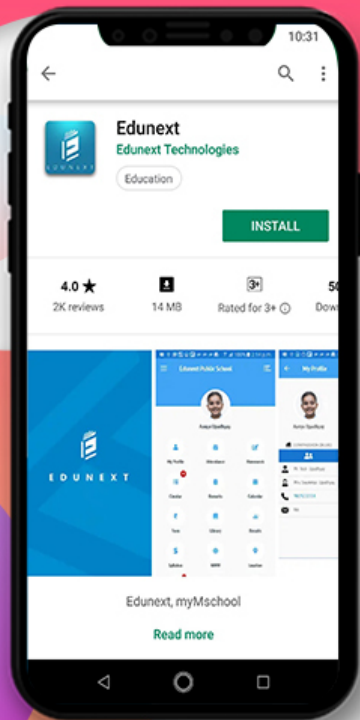
Official School Mobile App For Android & iOS
(Designed & Developed by)
Edunext Technologies Pvt. Ltd.





Bringing School & Teacher
Closer To You





Download The App From



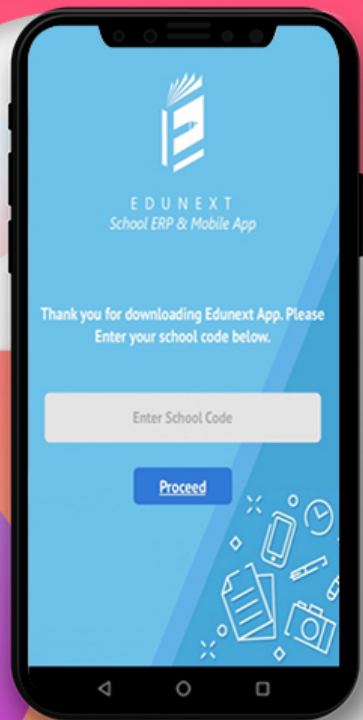
Play Store



App Store

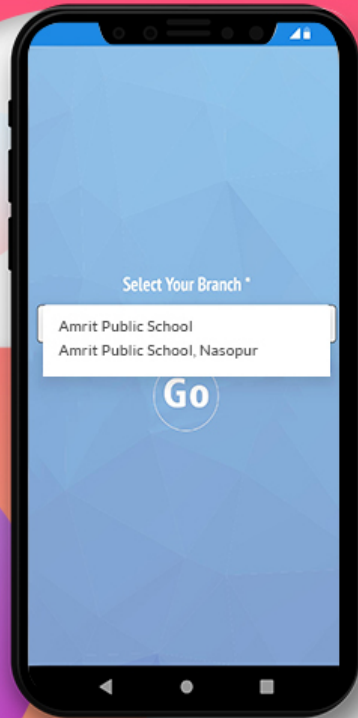
By Searching Keyword “ **EDUNEXT** ”

Install the App and make sure that you allow all the access it requests. Once it is installed, an icon with EDUNEXT shall appear on your mobile phone's screen. TAP on it to open the app.



Screen Asking for School Code

Kindly Enter The School Code " **aps** " & Tap on Proceed Button.



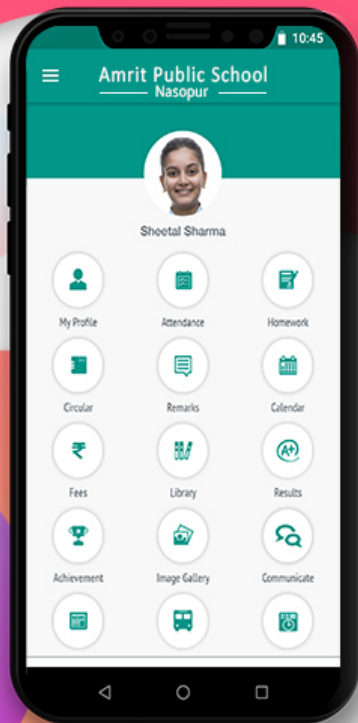
Select Branch

Kindly Select Your Branch Amrit Public School Nasopur,
From Drop Down List.



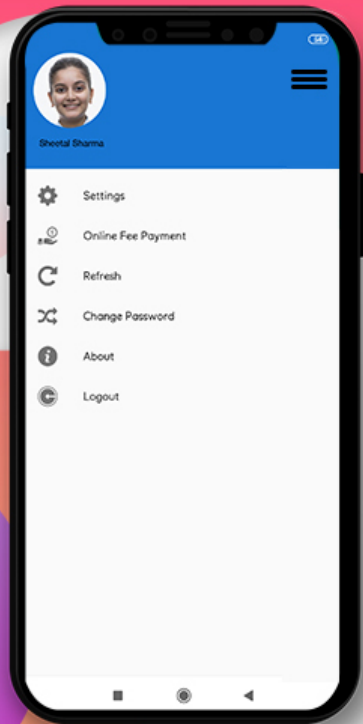
Login Screen

This is the login screen where you need to enter the credentials provided by the school and TAP on the login button.



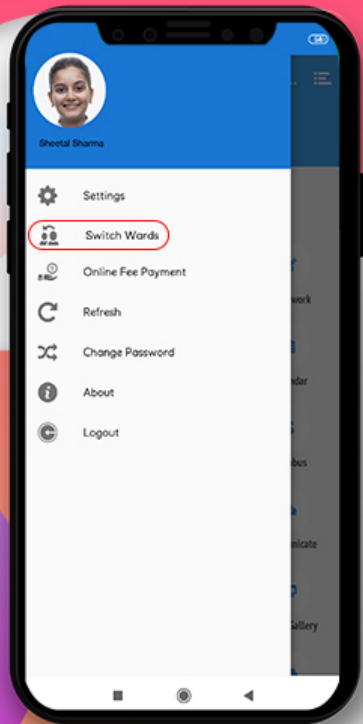
DASHBOARD

Now you can see different icons. By tapping on any icon you can get the information related to your children like Homework, Attendance, Communication Details, Remarks, Achievements, Image Gallery, Circular, Downloads and many more.



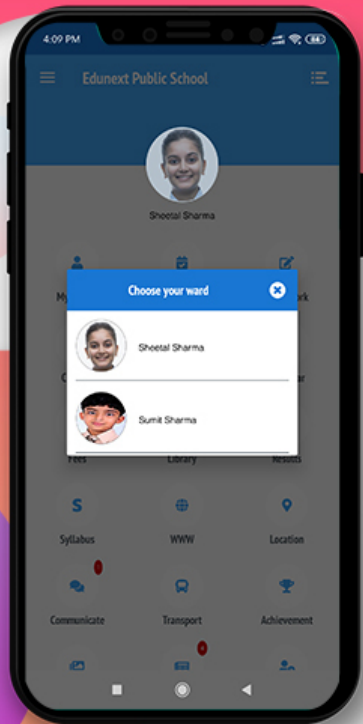
CHANGING PASSWORD

We strongly suggest you change your password periodically. You can click on the dropdown **☰** menu to change the password.



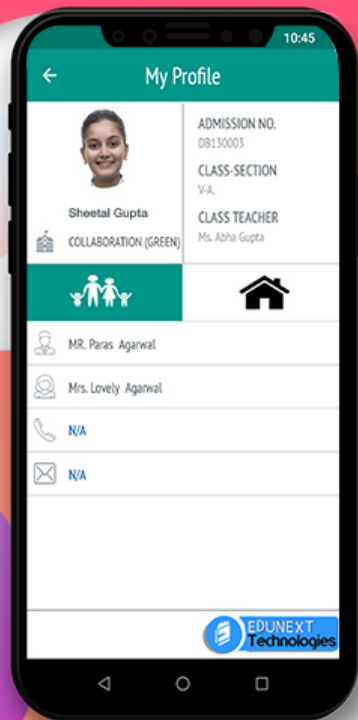
SWITCH WARDS

Family Login (Switch Ward) If the siblings are studying in the same school then you can log in via Family ID.



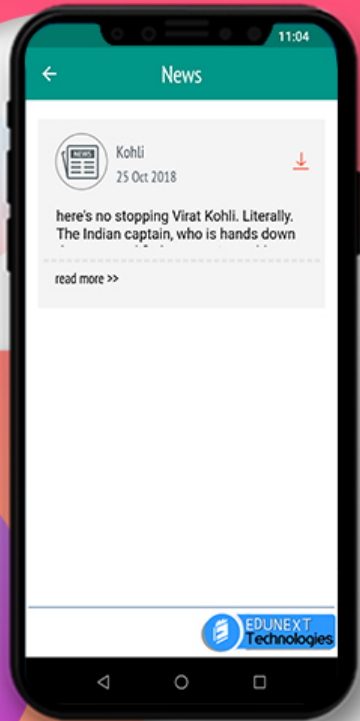
CHOOSE WARD

After selecting 'switch ward' from the left menu, you can select the ward from the given pop-up.



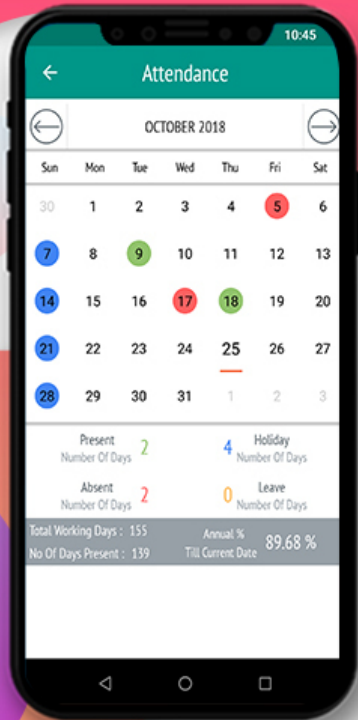
MY PROFILE

Displays complete profile of the student including photograph, parent details, class teacher details, address and emergency contact number as per school records.



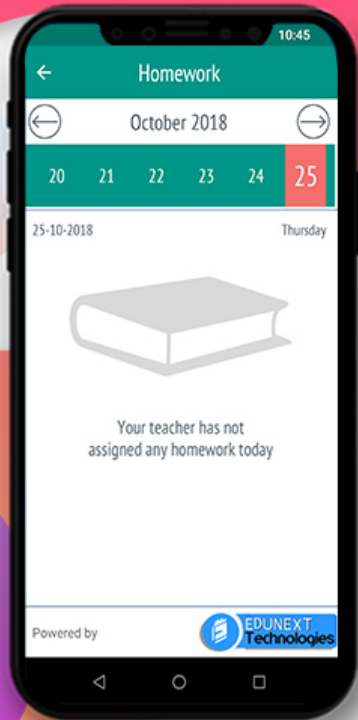
NEWS

All the school news will be showing here like summer holidays, sports, curriculum activities, etc.



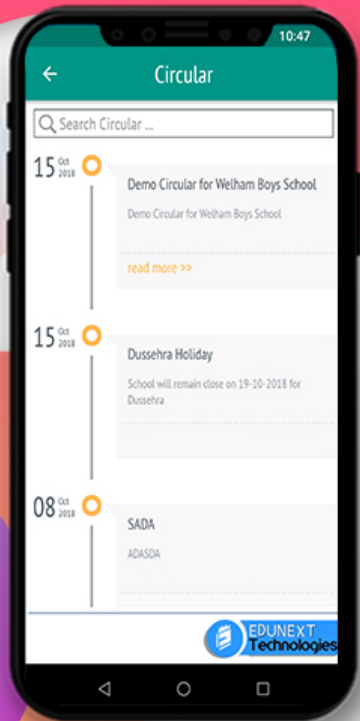
ATTENDANCE

Instant notification and detailed view of the student attendance in the current academic year including presents, absents, and leaves.



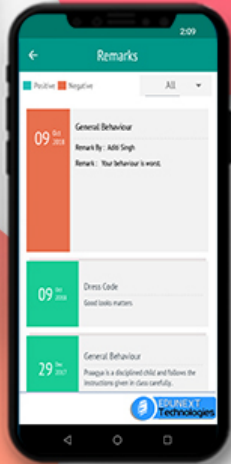
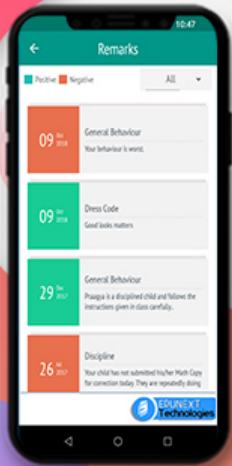
HOMWORK

Now the homework given by the subject teacher is just a click away on your mobile with a due date, description, and download option.



CIRCULAR

Instant alerts on any circular/notice from school and also complete archive thereof with an option of attachment download.



REMARKS

Student was active or down today? What's the achievement? Has he done something good or bad? Find out from daily remarks by teachers.

Red Remark denoted to negative remark & green remark denoted to positive remark.

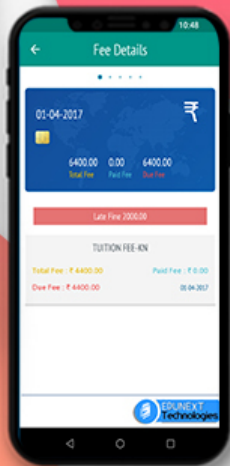


CALENDAR

There are two views of calendar Yearly and Monthly

Now, parents, teacher can get an overview of the activities happening in the school by tapping on the Calendar icon.

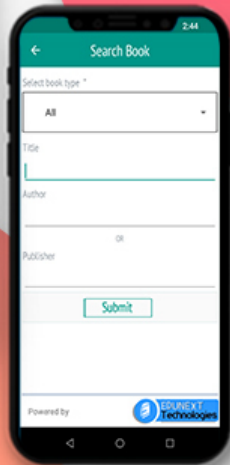
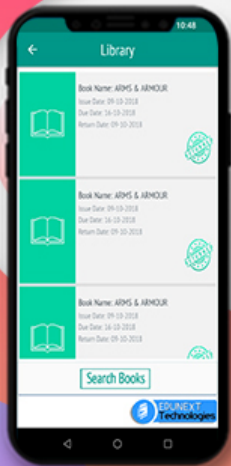
It is a complete schedule of school activities which are going on throughout the year.



FEE DETAILS

Parents can see the complete fee information including fee payable, payment status and dues for different fee types.

Parents can also pay their fees online through 'Online Fee Payment' Option.



LIBRARY TRANSACTIONS

What does a student like to read? Is he responsible enough in returning the books in time? Parents can find the answer here.

Cross mark denoted that the book is not returned & right mark denoted that the book has returned within the time.



RESULT

TAP on the report name to download the same.

As soon as results are declared at school, parents can view and download the progress report card on their mobile.

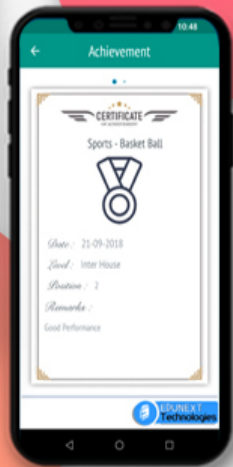
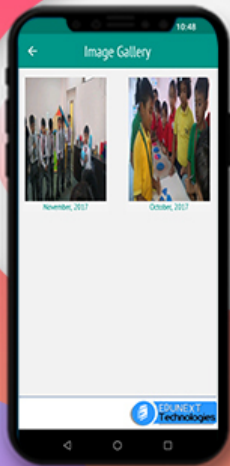
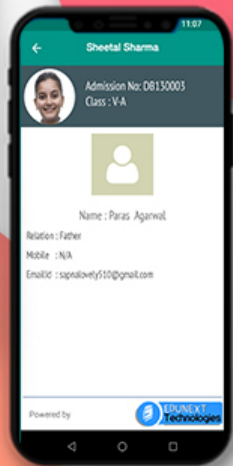
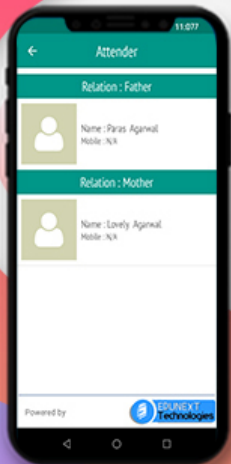


IMAGE GALLERY & ACHIEVEMENT

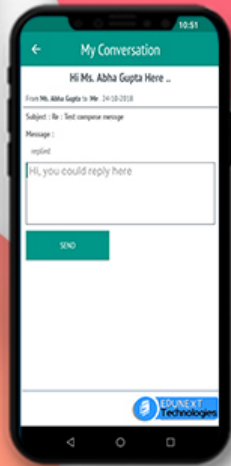
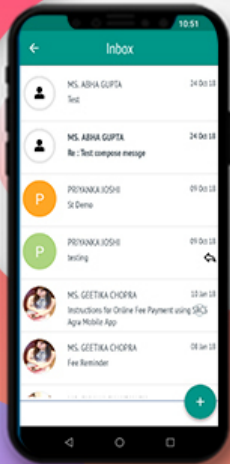
Students can see their photos in which they participate.

Parents get updated with their children's achievements with their respective events.



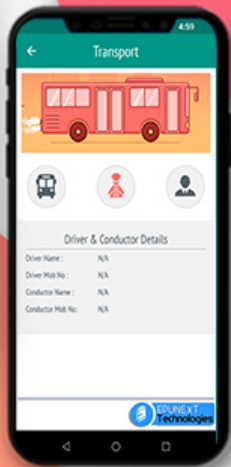
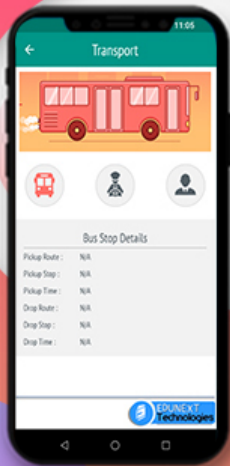
ATTENDER

It ensures the security of a child. Who so ever will be going to pick the child, the whole profile of that responsible person is already mentioned in the application with respective relation.



COMMUNICATION

Now parents can directly communicate with the teachers, management, principal and class teachers regarding the leaves, Complaints, etc.



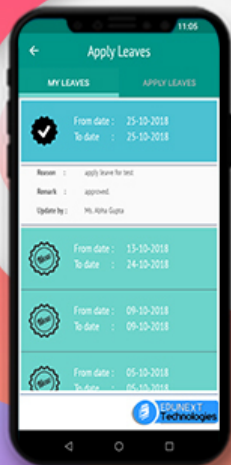
TRANSPORT

Parents can see the whole information related to the transport like bus detail, bus in charge detail, driver & conductor detail with their phone no.



APPLY LEAVES

Student can directly apply the leaves and check the approval and rejection status of his/her leave

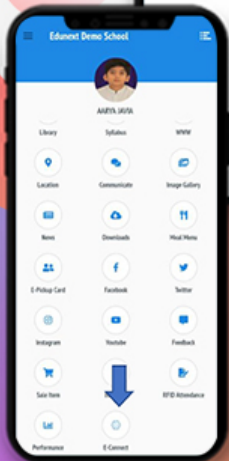
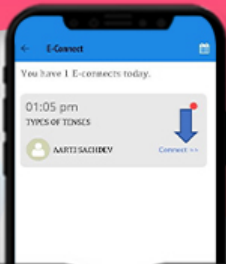
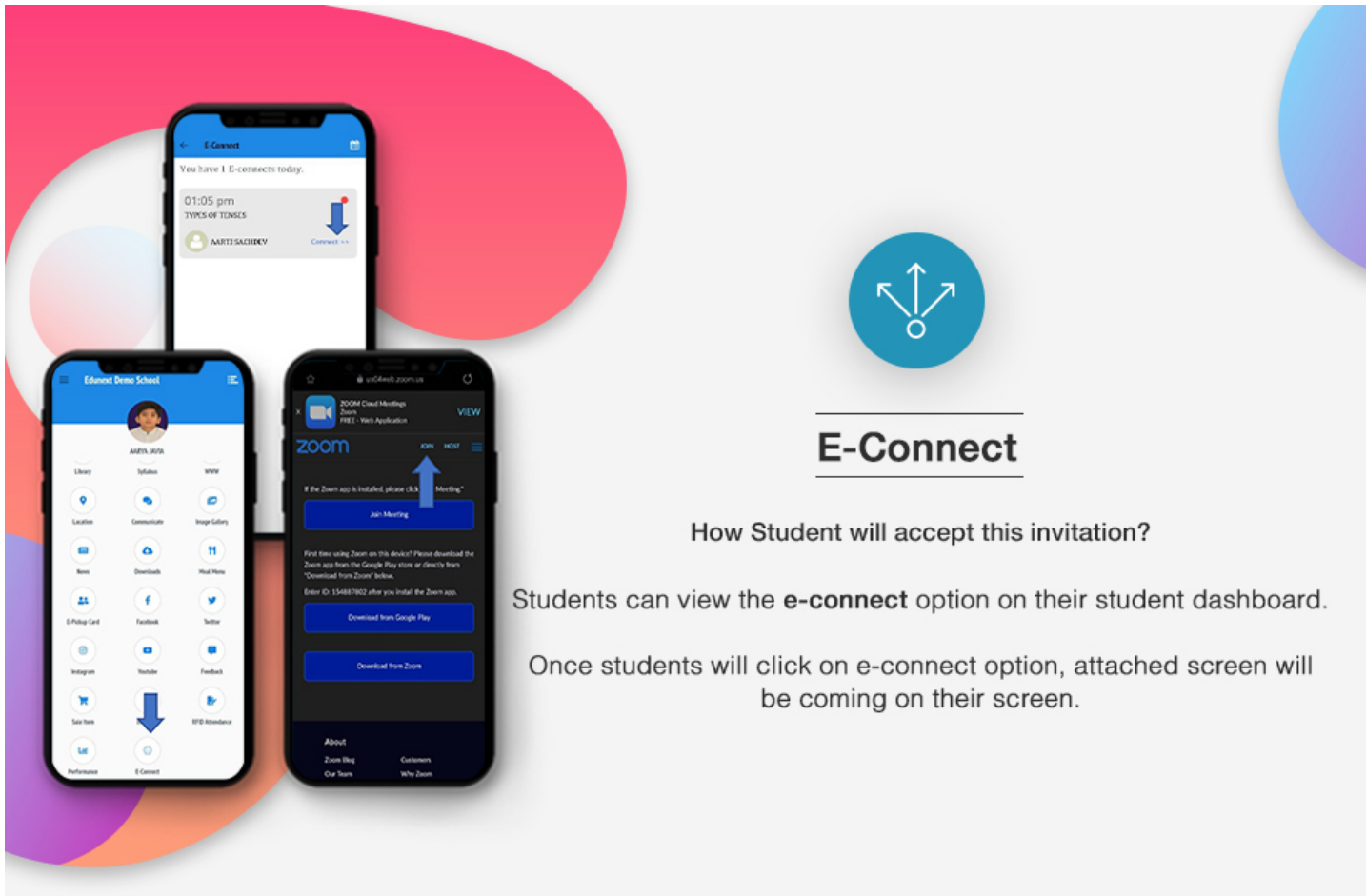




TIME TABLE & DOWNLOAD

Now Parents can see the whole schedule of their children's classes.
With the teacher name.

Students can download the attachment-related to the homework,
time table, or any other attachment regarding any events.

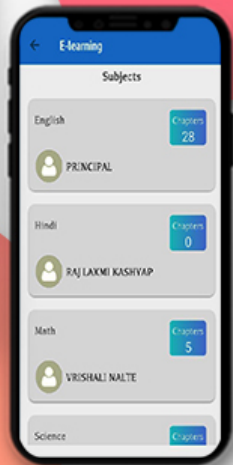
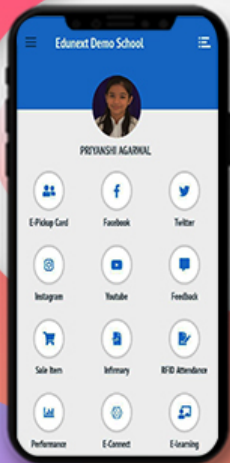


E-Connect

How Student will accept this invitation?

Students can view the **e-connect** option on their student dashboard.

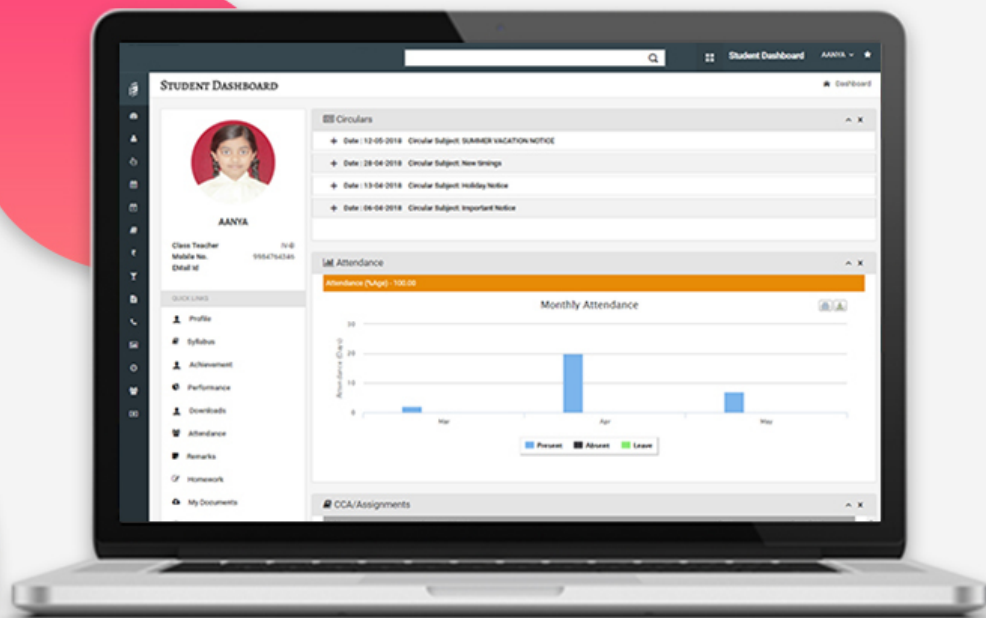
Once students will click on e-connect option, attached screen will be coming on their screen.



E-Learning

E-learning option helps students to access the content uploaded for various subjects by concerned subject teachers.

Options like E-connect and E-learning will be reflected on the student dashboard, using which students will be able to access the online learning details. E-connect helps students connect to the concerned video conference host using the shared link.



Parents can access the web portal by visiting school website.



*thank
you*